

Name: \_\_\_\_\_  
Age: \_\_\_\_\_  
Where are you from? \_\_\_\_\_



# MAP MAKER





## Map Maker Directions:

1. Label your compass rose with the directions (N S E W) depending on how your map is facing. North is opposite South, East is opposite West, and East is to the right of North and South.

2. Fill in the map key with symbols that you want to put on your map. They could be natural things like rivers, mountains, and trees OR they could be man-made things like buildings, walls, and cities. Label what each symbol means.

3. Draw your symbols on your map to create your place. Think about what things need to be near each other. Label important places like cities or buildings on your map using words under the symbol. Be sure to name your place!

## MAP KEY

	=	_____
	=	_____
	=	_____
	=	_____
_____	=	_____
_____	=	_____
_____	=	_____
_____	=	_____

MAP OF: \_\_\_\_\_

