

Create a Dinosaur



Give it a Listen: Season 3, Episode 19: The Time Machine/Dear Water Cycle

What's this activity about? Create your own dinosaur!

What stuff do I need to do it? Pencil, your Creator Club Notebook, and the Build-a-Dino guide

Dinosaur Party Time

In "The Time Machine," by a kid from California named Ellie, the main character goes back in time and meets some dinosaurs. WE LOVE DINOSAURS and we started thinking: what if we asked kids to create their own dinosaurs from their imaginations? Here's how to get started:

1. Take a look at the "Build-a-Dino" guide (which is included in the download along with this sheet). What kind of head, limbs, armor, and other features will your dinosaur have? You can make one that looks a lot like a real dinosaur...or you can mix and match dinosaur parts to create something incredibly weird! (What would it look like if you had an triceratops...with tiny T-Rex arms...and a long apatosaurus neck?)

2. Not sure how to get started drawing a dinosaur? One easy way is to start with a very simple shape, and turn it into a head. Take a look at the drawings below to see what we mean! Most of the dinosaur heads on the Build-a-Dino guide started out as simple shapes like these.

3. Come up with a name for your dinosaur. Many dinosaur names end with "saurus," which means "lizard" (even though dinosaurs weren't exactly lizards). You could name your dinosaur anything you want, but here are a few more common parts of dinosaur names, and what they mean, in case you want to use any of these as part of your name:

allo: strange	micro: small	raptor: robber	stego: roof
cerato: horned	nodo: lumpy	rex: king	tri: three
mega: huge	ornitho: bird	saurus: lizard	tyranno: tyrant



(source: The American Museum of Natural History: amnh.org)




Have a grownup share your dinosaur with us! Please visit
Share It: storypiratescreatorclub.com/podcast-activity-guides and log into your Creator Club account. Email creatorclub@storypirates.org if you have any questions.

Build-A-Dino


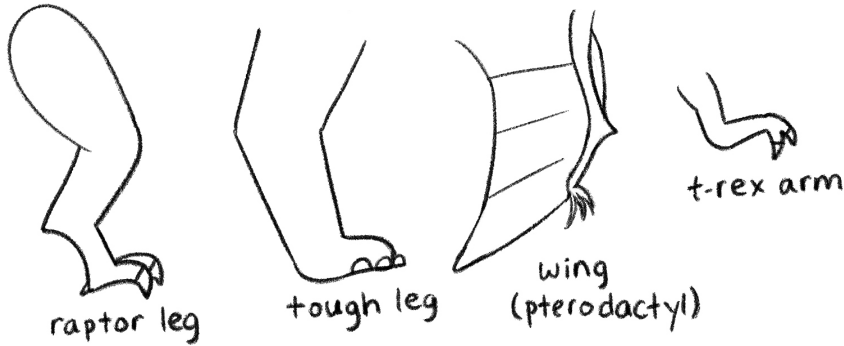
HEADS



BODY ARMOR



LIMBS



GET CREATIVE!

We don't know exactly what dinosaurs looked like: they could have had colorful patterns, feathers, and other features! (Probably not sneakers, though.)

